

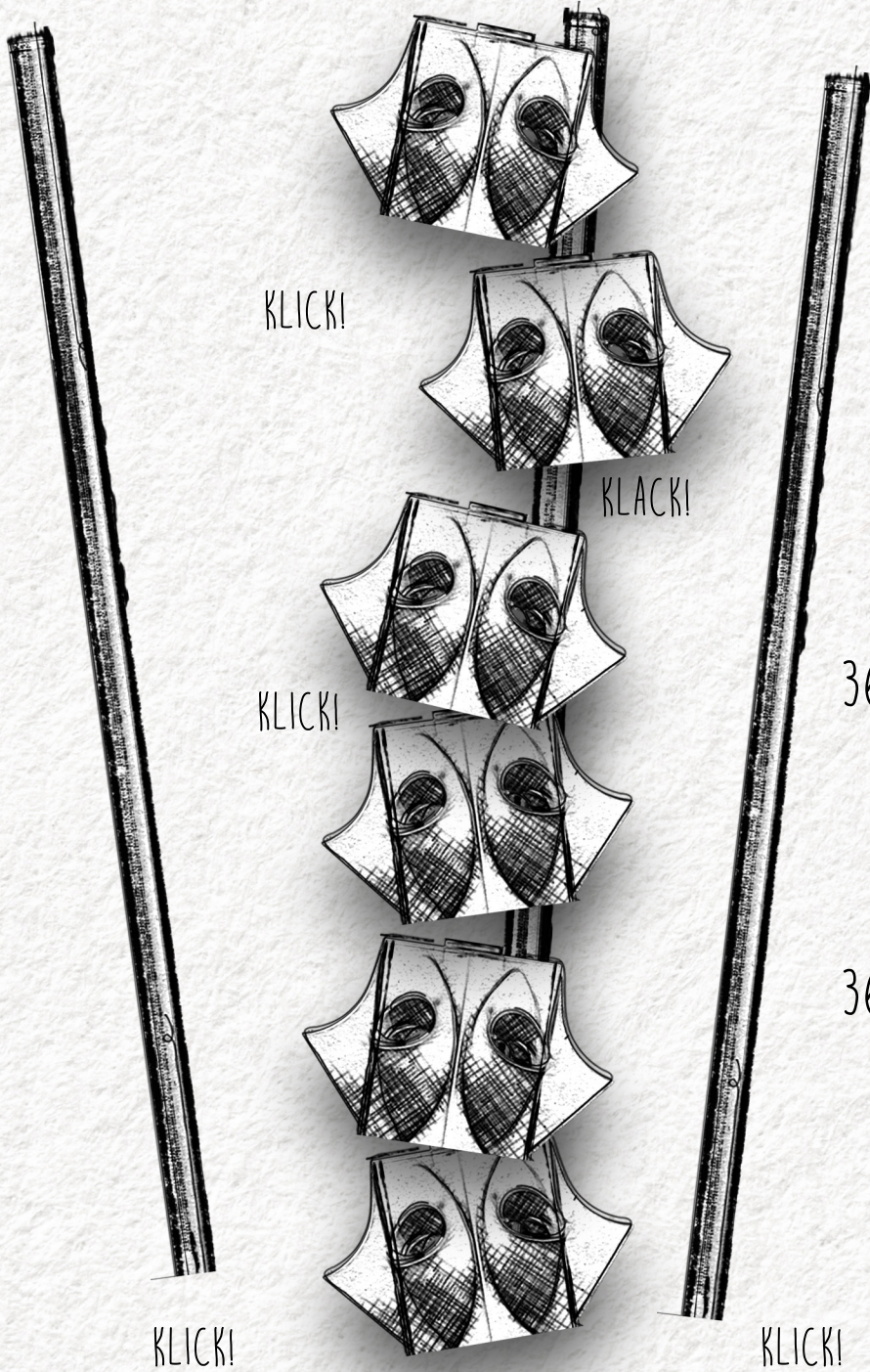


Dein **greeny**GARDEN HOME

# ER IST DA!

In **8 Schritten** zur eigenen Ernte

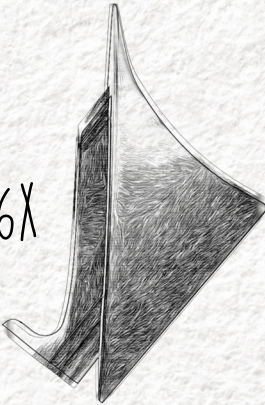




36X




36X





KLICK!

KLICK!



AUFBAU

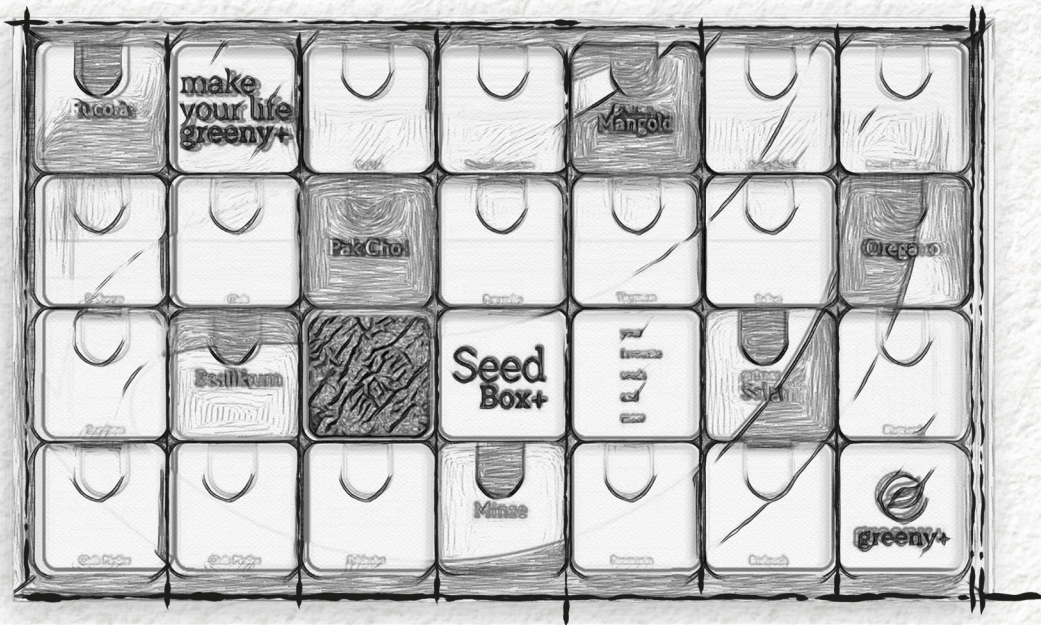





HIGHLIGHT:  
SCHWENK- UND DIMMBARE  
GROW LICHTSCHWERTER FÜR  
NATÜRLICHES LICHT

FERTIG IN 30 MINUTEN

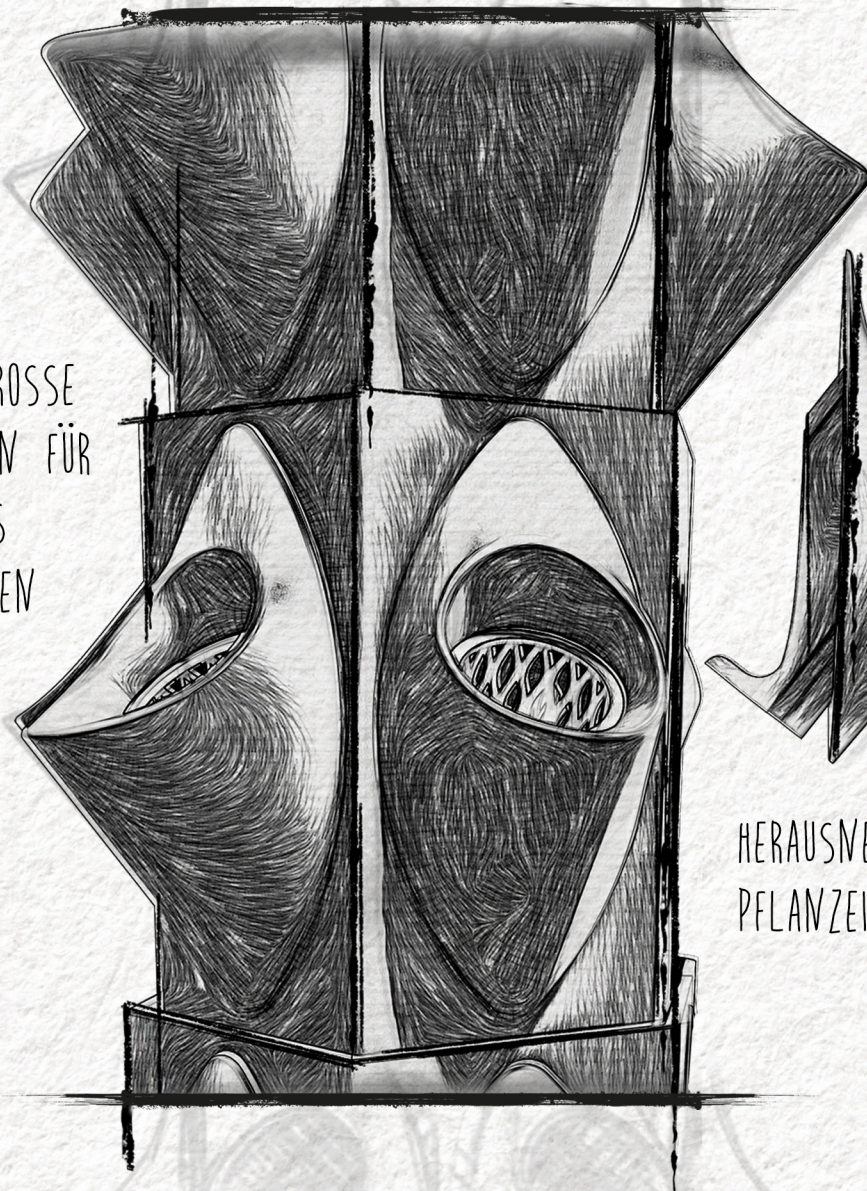




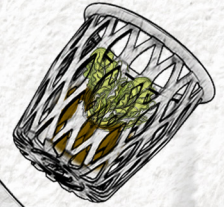
EINSTECKEN UND SEEDBOX BEREIT HALTEN



EXTRA GROSSE  
ÖFFNUNGEN FÜR  
EINFACHES  
BEPFLANZEN




PFLANZKÖRBE



HERAUSNEHMBARE  
PFLANZEINSÄTZE

SAAT AUS SEEDBOX EINSETZTEN






ANSCHLUSS

SCHLAUCH ANSCHLIESSEN  
72 LITER EINFÜLLEN

TANK BEFÜLLEN





GROW  
LICHTSCHWERTER  
FÜR PERFEKTES  
LICHT

WACHSEN LASSEN



# BEISPIELE



PAPRIKA




TOMATE



RETTICH



LOLLO ROSSO




PEPERONI



PAK CHOI



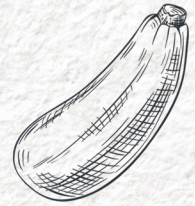
ROSMARIN



KOHLRABI



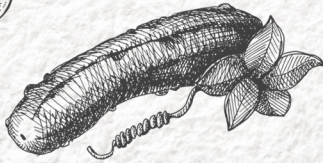
RUCOLA



ZUCCHINI




SPINAT



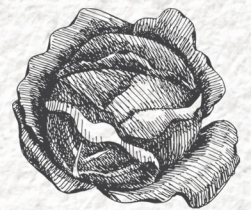
GURKE



MANGOLD




MINZE



WEISSKOHL

ÜBER 100 DEMETER SAAT-SORTEN






IMMER  
GRIFFBEREIT  
IMMER FRISCH

ERNTEN





SALATE, GEMÜSE, KRÄUTER, FRÜCHTE  
IMMER FRISCH AUF DEN TISCH!



GENIESSEN

[www.greenyplus.com](http://www.greenyplus.com)